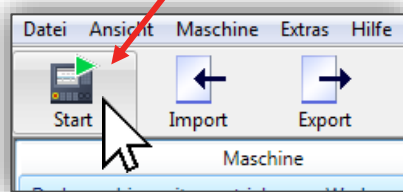


VIII. Adding details

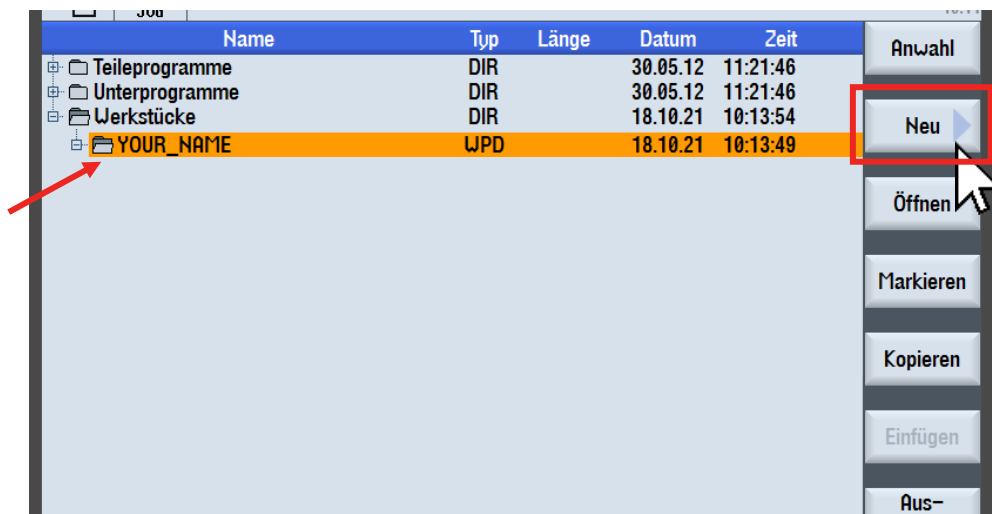

Reference: **Deckplatte_2 – Project 3 Holder (3/5)**

1.

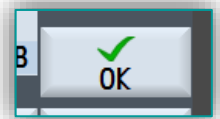
Maschine	Beschreibung	Technolo...
Drehmaschine mit angetriebenem Werkzeug	SP1-Spindel (Hauptspindel), X-Achse (lineare Geometrieachse), Z-Achse (lineare Geometrie...	Drehen
Einfache vertikale Fräsmaschine	SP1-Spindel (Hauptspindel), X-Achse (lineare Geometrieachse), Y-Achse (lineare Geometrie...	Fräsen



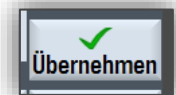
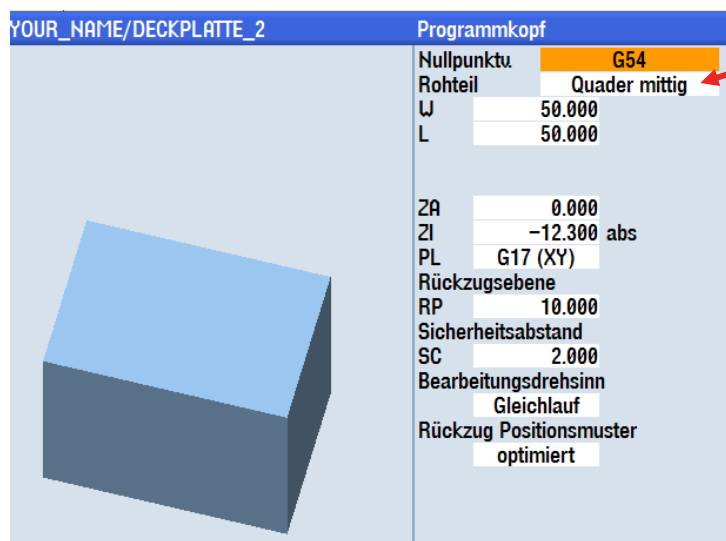
2.



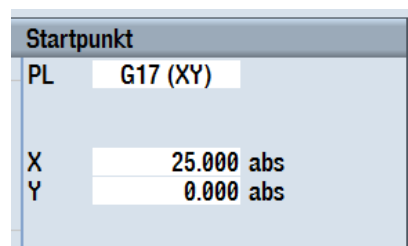
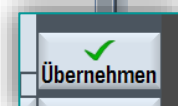
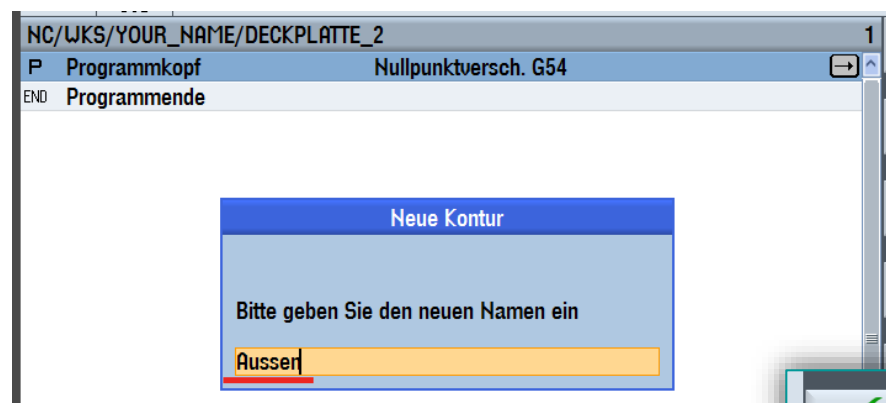
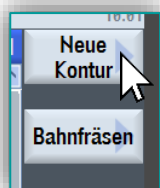
3.




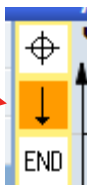

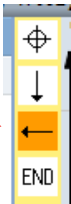






4.

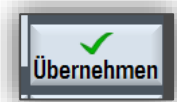
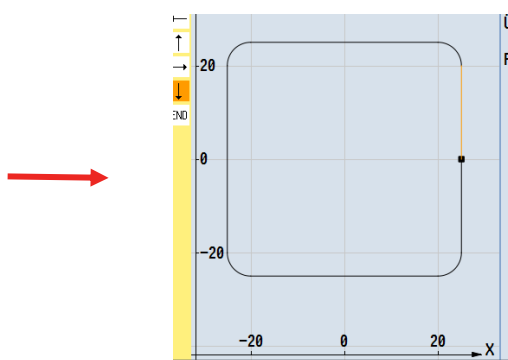


5.

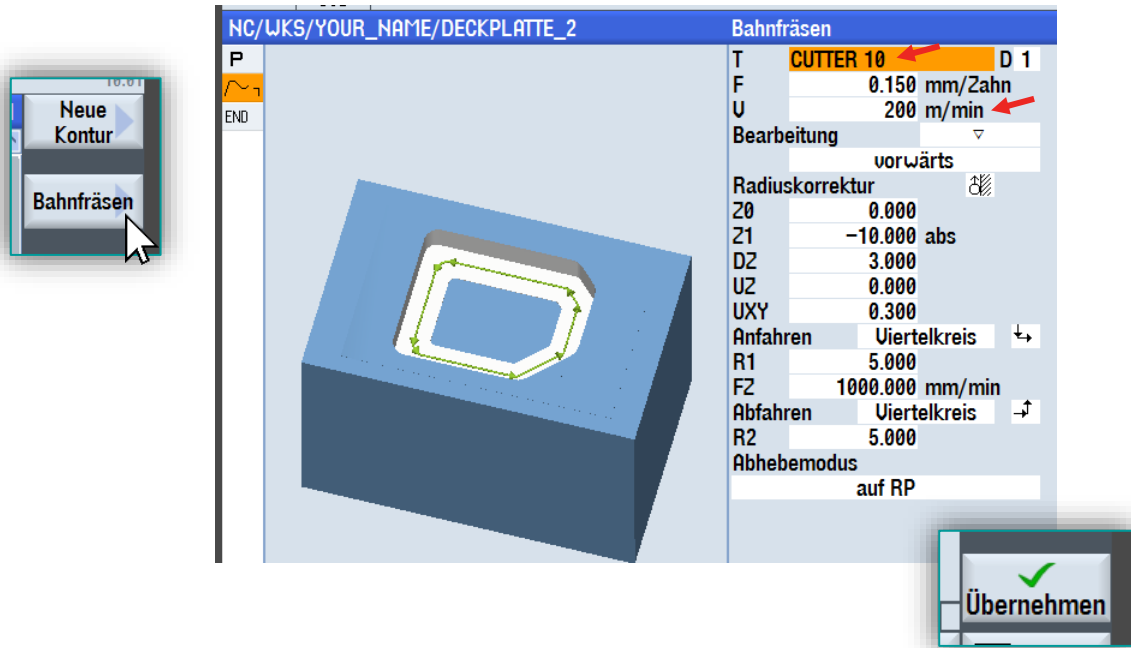


6.

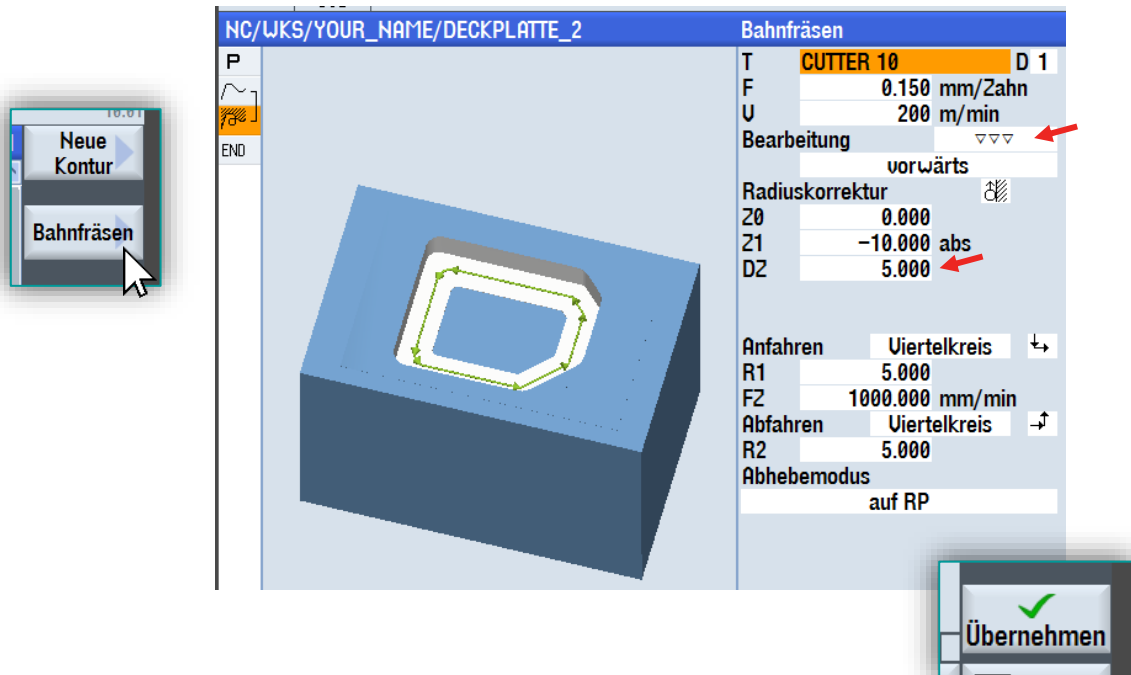
	→	<table border="1"> <tr><th colspan="2">Gerade Y</th></tr> <tr><td>Y</td><td>-25.000 abs</td></tr> <tr><td>$\alpha 1$</td><td>-90.000 °</td></tr> <tr><td colspan="2">Übergang zum Folgeelement</td></tr> <tr><td>R</td><td>5.000</td></tr> </table>	Gerade Y		Y	-25.000 abs	$\alpha 1$	-90.000 °	Übergang zum Folgeelement		R	5.000	→			
Gerade Y																
Y	-25.000 abs															
$\alpha 1$	-90.000 °															
Übergang zum Folgeelement																
R	5.000															
	→	<table border="1"> <tr><th colspan="2">Gerade X</th></tr> <tr><td>X</td><td>-25.000 abs</td></tr> <tr><td>$\alpha 1$</td><td>180.000 °</td></tr> <tr><td>$\alpha 2$</td><td>270.000 °</td></tr> <tr><td colspan="2">Übergang zum Folgeelement</td></tr> <tr><td>R</td><td>5.000</td></tr> </table>	Gerade X		X	-25.000 abs	$\alpha 1$	180.000 °	$\alpha 2$	270.000 °	Übergang zum Folgeelement		R	5.000	→	
Gerade X																
X	-25.000 abs															
$\alpha 1$	180.000 °															
$\alpha 2$	270.000 °															
Übergang zum Folgeelement																
R	5.000															
	→	<table border="1"> <tr><th colspan="2">Gerade Y</th></tr> <tr><td>Y</td><td>25.000 abs</td></tr> <tr><td>$\alpha 1$</td><td>90.000 °</td></tr> <tr><td>$\alpha 2$</td><td>270.000 °</td></tr> <tr><td colspan="2">Übergang zum Folgeelement</td></tr> <tr><td>R</td><td>5.000</td></tr> </table>	Gerade Y		Y	25.000 abs	$\alpha 1$	90.000 °	$\alpha 2$	270.000 °	Übergang zum Folgeelement		R	5.000	→	
Gerade Y																
Y	25.000 abs															
$\alpha 1$	90.000 °															
$\alpha 2$	270.000 °															
Übergang zum Folgeelement																
R	5.000															
	→	<table border="1"> <tr><th colspan="2">Gerade X</th></tr> <tr><td>X</td><td>25.000 abs</td></tr> <tr><td>$\alpha 1$</td><td>0.000 °</td></tr> <tr><td>$\alpha 2$</td><td>270.000 °</td></tr> <tr><td colspan="2">Übergang zum Folgeelement</td></tr> <tr><td>R</td><td>5.000</td></tr> </table>	Gerade X		X	25.000 abs	$\alpha 1$	0.000 °	$\alpha 2$	270.000 °	Übergang zum Folgeelement		R	5.000	→	
Gerade X																
X	25.000 abs															
$\alpha 1$	0.000 °															
$\alpha 2$	270.000 °															
Übergang zum Folgeelement																
R	5.000															
	→	<table border="1"> <tr><th colspan="2">Gerade Y</th></tr> <tr><td>Y</td><td>0.000 abs</td></tr> <tr><td>$\alpha 1$</td><td>-90.000 °</td></tr> <tr><td>$\alpha 2$</td><td>270.000 °</td></tr> <tr><td colspan="2">Übergang zum Folgeelement</td></tr> <tr><td>R</td><td>0.000</td></tr> </table>	Gerade Y		Y	0.000 abs	$\alpha 1$	-90.000 °	$\alpha 2$	270.000 °	Übergang zum Folgeelement		R	0.000	→	
Gerade Y																
Y	0.000 abs															
$\alpha 1$	-90.000 °															
$\alpha 2$	270.000 °															
Übergang zum Folgeelement																
R	0.000															



7.



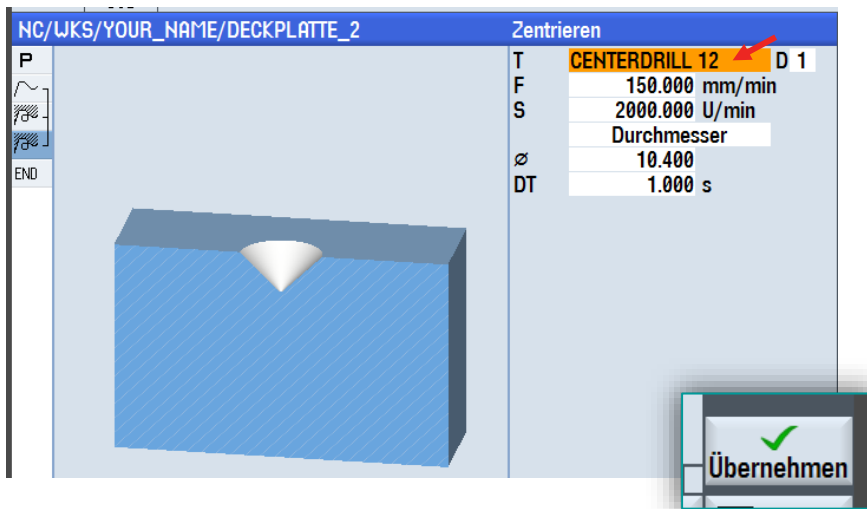
8.



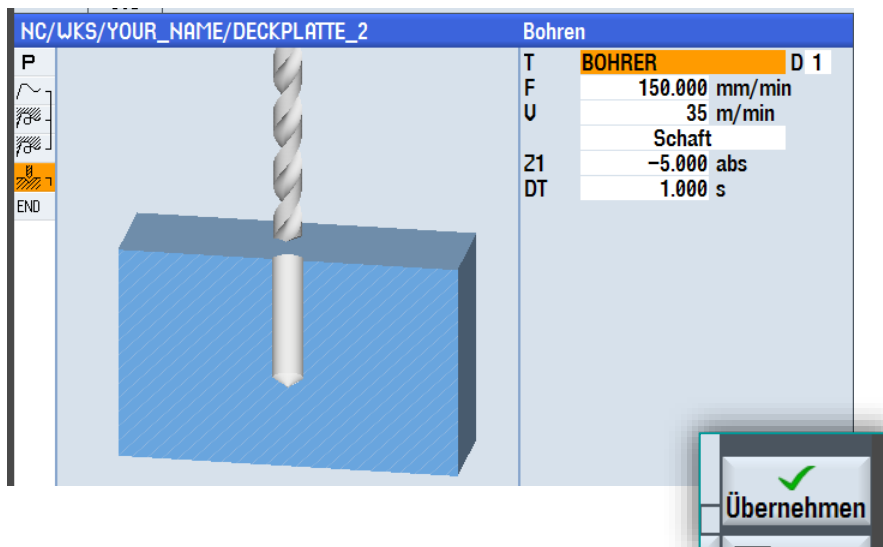
9.



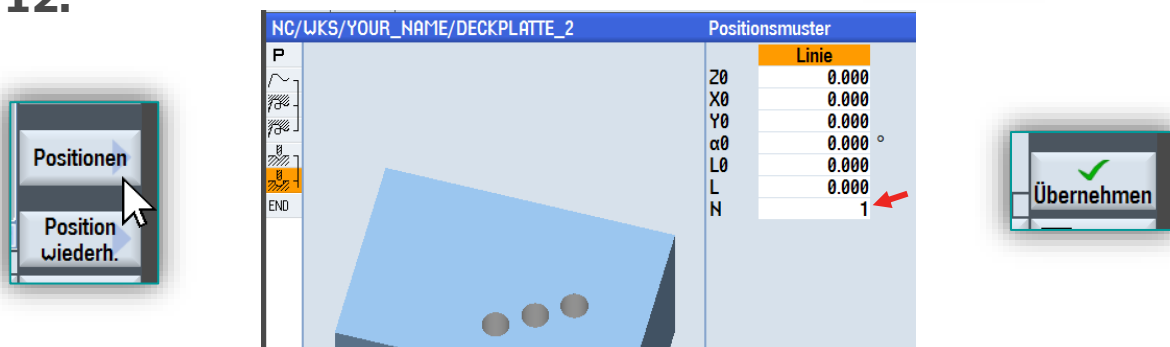
10. v



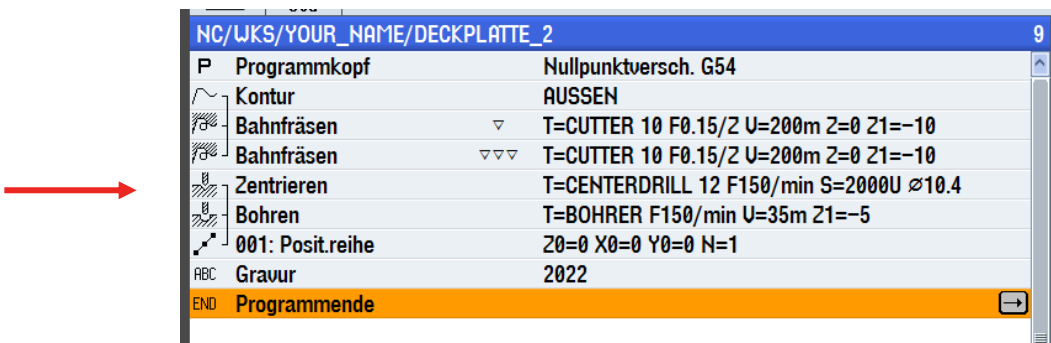
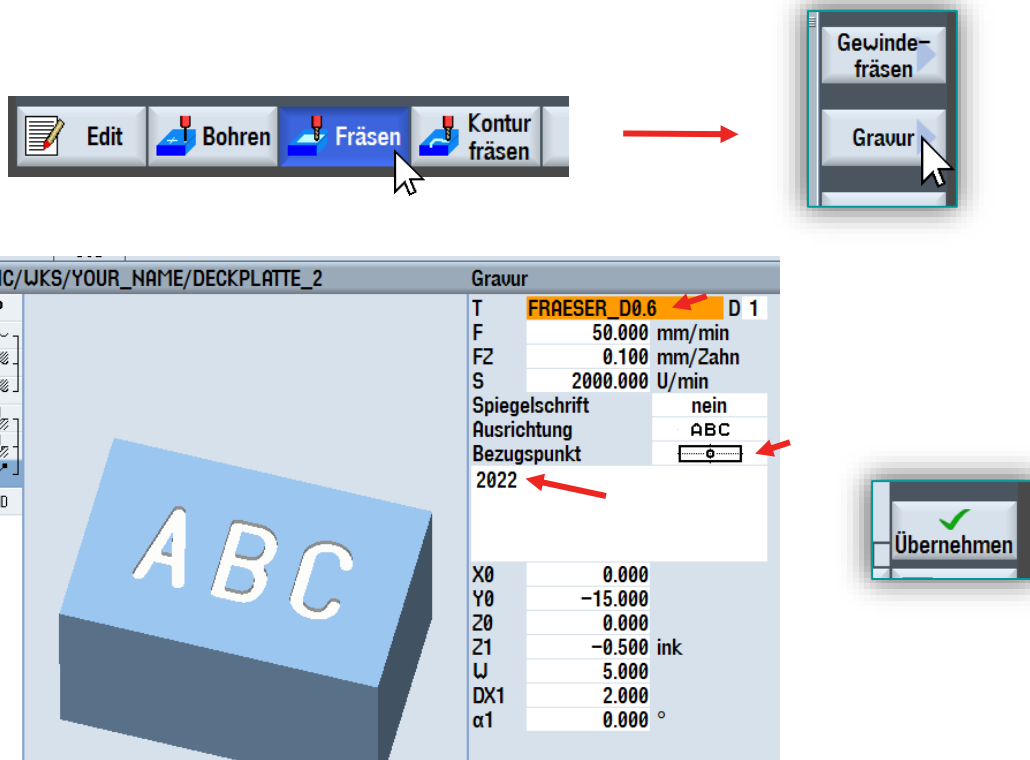
11.



12.



13.



14.

